

St. Joseph Catholic High School

2012-13 School Profile

St. Joseph Catholic School
 600 S. Coulter
 Bryan Texas 77803
 Phone: (979) 822-6641
 Fax: (979) 779-2810
 School Code: 440957
 President and Principal:
 Jennifer Pelletier

Recommended Diploma

| | |
|------------------|-----------|
| Theology | 4 |
| English | 4 |
| Math | 4 |
| Science | 4 |
| Social Studies | 4 |
| Foreign Language | 2 |
| P.E. | 1 |
| Health | .5 |
| Fine Arts | 1 |
| Technology | 1 |
| Speech | .5 |
| Electives | 4 |
| TOTAL | 30 |

Distinguished Diploma

| | |
|---------------------------------|-----------|
| Theology | 4 |
| English | 4 |
| Math | 4 |
| (One being pre-cal or calculus) | |
| Science | 4 |
| Social Studies | 4 |
| Foreign Language | 3 |
| P.E. | 1 |
| Health | .5 |
| Fine Arts | 1 |
| Technology | 1 |
| Speech | .5 |
| Electives | 3 |
| TOTAL | 30 |

The School

St. Joseph Catholic High School is a college preparatory, co-educational school. The school system was founded in 1894, and the system expanded to include freshman and sophomore high school classes in 1993. In 1998, St. Joseph Catholic High School graduated its first senior class. The secondary campus in Bryan, Texas serves students in grades seven through twelve. The high school maintains an enrollment of approximately 130 students which helps facilitate a small student-to-teacher ratio. St. Joseph consistently maintains a 100% graduation rate.

Mission

St. Joseph Catholic School System provides a Catholic environment for spiritual faith formation and educational excellence.

Admission

St. Joseph Catholic School enrolls qualified students without regard to race, gender, religious affiliation, ethnic, or national origin. Students are eligible to attend St. Joseph School unless there is a specific educational or emotional need that cannot be met.

Dual Credit Courses

Dual credit English and History courses are offered to high school juniors and seniors in conjunction with Blinn College.

Memberships and Accreditation:

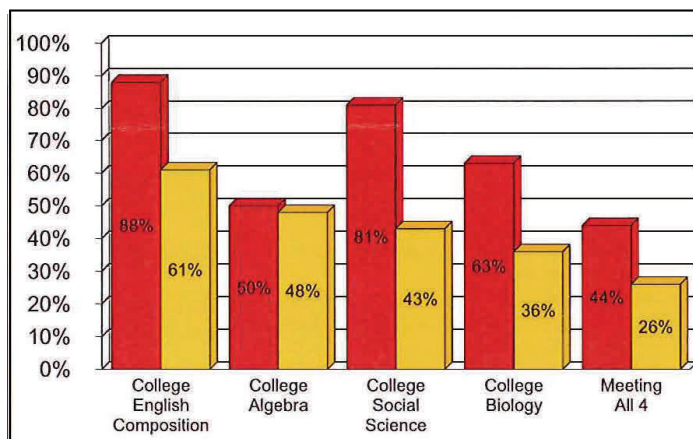
St. Joseph Catholic School is accredited by Texas Catholic Conference Education Department (TCCED) and the Southern Association of Colleges & Schools (SACS). St. Joseph is also a member of the National Catholic Education Association (NCEA).

Extracurricular Activities

St. Joseph Catholic School is a member of the Texas Association of Private and Parochial Schools (TAPPS) through which our students are able to participate in a variety of activities including athletic, academic, and fine art competitions. St. Joseph's Athletic Dept. offers football, volleyball, cross country, soccer, basketball, baseball, track, and softball. In addition, high school students routinely advance to state level competition in academics, band, choir, and art.

Honors/Advanced Courses

St. Joseph is a college preparatory program that offers advanced courses in the following subject areas: Biology, Chemistry, Physics, English, Pre-Calculus, Calculus, Algebra, and Algebra II.



Class of 2013
 Percent of
 ACT-tested
 students ready
 for college.

■ Your School
 ■ State

College Enrollment

The following is a list of some of the colleges and universities to which St. Joseph Catholic School graduates have applied and/or been accepted.

Angelo State University

Austin College

Baylor University

Benedictine College

Boston College

Catholic University of America, Washington, D.C.

California Institute of Technology (Caltech)

Centenary College

Columbia

Colorado State

DePaul University

Fordham University

Harvard

Iowa State

Marquette University

Mary Hardin-Baylor

Massachusetts Institute of Technology (MIT)

New York School of Performing Arts

Northwestern University

Notre Dame

Oklahoma State

Rice University

Sam Houston State University

Savannah College of Art and Design

Schreiner College

Southwestern University

St. Edward's University

St. John Fisher College, Rochester, New York

St. John's University

St. Louis University

St. Mary's University

Stanford University

Stephen F. Austin State University

Tarleton State University

Texas A&M University—College Station

Texas A&M University—Corpus Christi

Texas A&M University—Galveston

Texas Christian University

Texas Lutheran University

Texas State University

Texas Tech University

Thomas Aquinas College

Transylvania University, Lexington, KY

Trinity University

Tulane University

United States Military Academy at West Point

United States Naval Academy, Annapolis, MD

University of Arkansas

University of Chicago

University of Dallas

University of Houston

University of Illinois—Chicago

University of the Incarnate Word

University of North Texas

University of Notre Dame

University of St. Thomas

University of Texas—Arlington

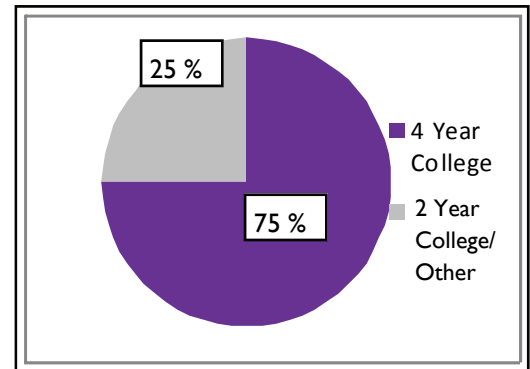
University of Texas—Austin

University of Texas—El Paso

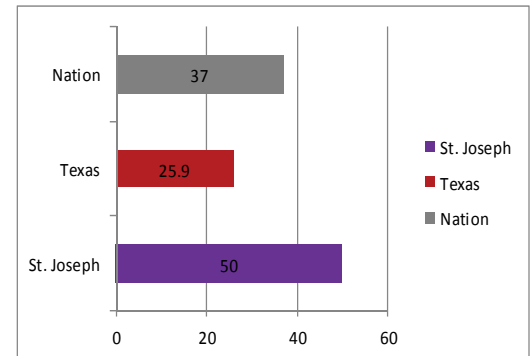
University of Texas—San Antonio

Vanderbilt University

Percent of college matriculation over the past two years



Percent of students meeting PSAT College Readiness Benchmarks for the Class of 2013



Grading Scale: St Joseph Catholic School uses a weighted 4-point grading scale. Due to small class sizes and the competitive nature of our academic programs, St Joseph does not rank students outside of the top 10%. Class of 2013 Seniors: 21 Highest GPA: 4.38 Lowest GPA: 2.24

| Grade | Basic Course GPA Points | Honors Course GPA Points | Dual Credit GPA Points |
|-----------|-------------------------|--------------------------|------------------------|
| 97-100 A+ | 4.33 | 4.54 | 4.76 |
| 93-96 A | 4.00 | 4.20 | 4.40 |
| 90-92 A- | 3.67 | 3.85 | 4.03 |
| 87-89 B+ | 3.33 | 3.49 | 3.66 |
| 83-86 B | 3.00 | 3.15 | 3.30 |
| 80-82 B- | 2.67 | 2.80 | 2.93 |
| 78-79 C+ | 2.33 | 2.44 | 2.56 |
| 75-77 C | 2.00 | 2.10 | 2.20 |
| 73-74 D+ | 1.67 | 1.75 | 1.83 |
| 70-72 D | 1.00 | 1.05 | 1.10 |
| 0-69 F | 0 | 0 | 0 |

A student's grade point averages (GPA) is computed by using high school grades only. The numeric grade earned will be recorded on the report card.

Table 1: Five Year Trends - Average ACT Scores

| Grad Year | Total Tested | | English | | Mathematics | | Reading | | Science | | Composite | |
|-----------|--------------|---------|---------|-------|-------------|-------|---------|-------|---------|-------|-----------|-------|
| | School | State | School | State | School | State | School | State | School | State | School | State |
| 2009 | 12 | 82,640 | 24.8 | 19.9 | 23.8 | 21.3 | 26.1 | 20.9 | 23.7 | 20.6 | 24.7 | 20.8 |
| 2010 | 30 | 92,615 | 20.3 | 19.7 | 21.3 | 21.4 | 20.3 | 20.8 | 19.5 | 20.9 | 20.5 | 20.8 |
| 2011 | 32 | 101,569 | 23.6 | 19.6 | 21.6 | 21.5 | 23.9 | 20.7 | 22.0 | 20.8 | 22.9 | 20.8 |
| 2012 | 26 | 110,180 | 22.9 | 19.6 | 23.5 | 21.4 | 23.8 | 20.8 | 22.8 | 20.8 | 23.3 | 20.8 |
| 2013 | 16 | 109,841 | 25.0 | 19.8 | 23.4 | 21.5 | 25.4 | 21.0 | 24.4 | 20.9 | 24.8 | 20.9 |

National Merit Achievements:

- * 3 National Merit Commended students in the 2013 graduating class of 21 students, and 1 from the 2012 graduating class of 27 students
- * 3 Commended National Merit Scholars and One National Hispanic Scholar from of the 2011 graduating class of 34 students
- * 1 National Merit Semi-Finalist and 1 Commended National Merit Scholar from the 2009 graduating class of 23 students